

3-Question Lash Extension Assessment

A free mini-guide by **Karolina Vilmane, Lash Zone London** — helping you discover if lash extensions are right for you, what service suits your lifestyle, and what to watch out for before booking.



How This Assessment Works

Who Is This For?

- Potential clients unsure about lash extensions
- First-timers who want to prepare
- Existing clients exploring new services
- Anyone curious about the process

What You'll Get

01

Read each question carefully

02

Answer honestly – no wrong answers!

03

Check your result interpretation

04

Book your appointment based on results

You'll walk away with your personalised lash profile, an understanding of your unique needs, and the confidence to ask the right questions.

The 3 Questions

1

Your Current Lash Situation

A) Natural lashes, want fuller/longer **B)** Currently wearing extensions, want a refresh **C)** Sparse, thin, or weak natural lashes **D)** Not sure – never looked closely

2

Your Lifestyle & Commitment

A) Busy but can commit to 2–3 week fills **B)** Flexible schedule, love self-care **C)** Prefer low-maintenance beauty **D)** Want the best look, no matter the upkeep


3

Your Budget & Goals

A) Most natural look possible **B)** Maximum fullness and drama **C)** Sustainable, long-term solution **D)** Just exploring – not sure yet



Your Results: Four Lash Profiles



Mostly A's: The Natural Enhancer

You value polished, put-together looks without appearing "done."

Recommended: Classic or Soft Volume. Investment: **£55–90**. Fills every 2–4 weeks.



Mostly B's: The Volume Seeker

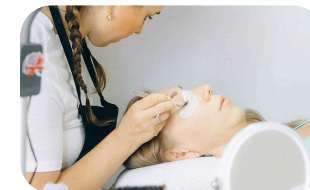
You love drama and fullness — lashes are part of your beauty routine.

Recommended: Russian or Mega Volume. Investment: **£80–120**. Fills every 3–4 weeks.



Mostly C's: The Low-Maintenance Lover

You want beautiful lashes with minimal effort. **Recommended:** Classic with long-lasting bond or Lash Lift. Investment: **£40–70**. Lash lift lasts 6–8 weeks.



Mostly D's: The Explorer

You're curious and open-minded. **Recommended:** Consultation first, then Classic or Hybrid. Investment: **£55–90** depending on chosen service.

Questions to Ask Your Lash Artist

MUST-ASK

- What experience do you have with my eye/lash type?
- What products do you use and why?
- Do you do a patch test? (Answer should be YES!)
- What happens if I have a reaction?
- What's your cancellation policy?

SHOULD-ASK

- What aftercare products do you recommend?
- How long will my appointment take?
- What should I expect during the process?
- How do I care for my lashes between appointments?
- What's included in my fill appointment?

Important: Contraindications

Always inform your lash artist if any of the following apply to you – your safety comes first.

- ⊗ Do **not** get lash extensions if you have: an active eye infection (pink eye, stye, conjunctivitis); an allergy to acrylic, formaldehyde, or latex; very dry or flaky eyelids (seborrheic dermatitis); alopecia or chemotherapy-related hair loss; trichotillomania; recent eye surgery (wait 6–12 months with doctor approval); or current extensions that haven't been removed.



Pre-Appointment Checklist

3 Days Before

- Stop using oil-based products around eyes
- Discontinue lash serums (recommended)
- Avoid waterproof mascara

24 Hours Before

- Remove all eye makeup thoroughly
- Cleanse lashes with oil-free remover
- Avoid caffeine for easier eye closure (optional)

Day Of

- Wear loose, comfortable clothing
- Remove contact lenses
- Arrive with clean, product-free lashes
- Bring a list of questions

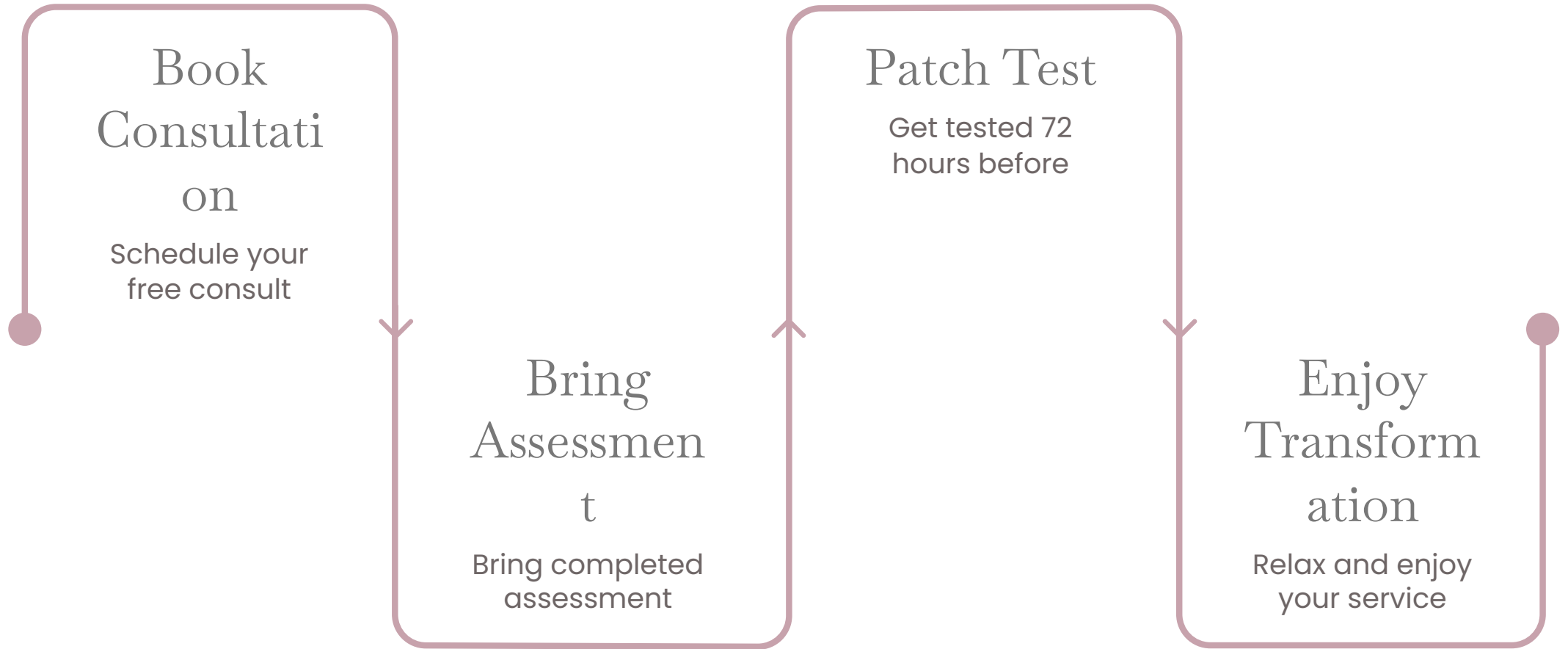
ⓘ Always get a **patch test 72 hours** before your first appointment. A good lash artist will always offer this – it's non-negotiable.

What to Expect at Your Appointment

A typical lash extension appointment follows a structured process from arrival to aftercare. Here's what each phase looks like:

Phase	Duration	What Happens
Arrival	5 min	Check-in, remove makeup, photos
Consultation	10 min	Discuss goals, preferences, concerns
Preparation	10 min	Cleanse, prime, isolate lashes
Application	80–120 min	Lash-by-lash extension application
Final Look	10 min	Check, adjust, review with mirror
Aftercare	5 min	Instructions, booking next visit

Your Next Steps



Most reputable lash artists offer a free consultation. Use this assessment to guide your conversation, be honest about your health history, and remember – your comfort and safety always come first.



Ready to Book?

This assessment is for informational purposes only and does not replace professional advice. Always consult a qualified professional before any beauty treatment.



Lash Zone London

By Karolina Vilmane



Email Us

lashzonelondon@gmail.com



Book Online

www.lashzonelondon.com



First-Visit Discount

Mention this assessment to claim **5-10% off** your first visit!

Subscribe at www.lashzonelondon.com for exclusive lash care tips, early access to new services, special offers, and free printable resources.